



astera
CLOSETS SYSTEM



alpha & beta
Series

www.AsteraClosets.com

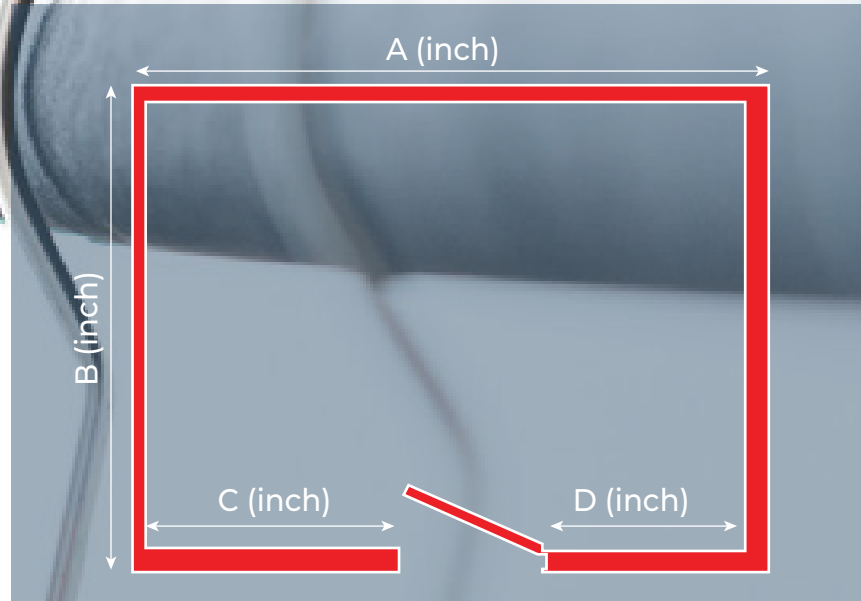
Table Of Content

How to easily get new closets	03
Alpha Series	04
Parts and Dimensions	08
Configuration Option	10
Beta Series	20
Tall Cabinet Module	21
Wall Mounting Cabinet	22
Bottom Cabinet	22
Closet Bracket	23

How to **easily get** new closets

STEP 1

Measures your own closets dimension



STEP 2

Choose wisely which modules suitable for your closets



STEP 3

call our professional **sales representative**

AFFORDABLE **BUILT-IN** CLOSETS

If you are still thinking that built-in closets are pricy, than you have to know us better. We provide you with affordable modular system to fit your budget. And the look is stunning as it has to be.



FEEL THE **MODERN** LOOK

This simple floor-to ceiling walk in closet makes use of every inch of space, yet still feels spacious. Classic white finish creates a clean and modern look. Slab drawer fronts add to the simple and modern feel.







NEAT AND TIDY

“Tidy up your closet and make sure you can find your dreams outfits in the right place for not to be late for your important meetings.”

ASTERA CLOSET SYSTEM ALPHA SERIES

Parts and Dimensions

TOP MOUNTING TRACK



Code	Dimension
CS 1101 0060	60" x 2" x 1/2"
CS 1101 0080	80" x 2" x 1/2"

Material : cold rolled steel, powder coated
Thickness 1.8mm


WALL UPRIGHT



Code	Dimension
CS 1111 0060	60" x 1-1/8" x 1"
CS 1111 0084	84-1/8" x 1-1/8" x 1"

Material : cold rolled steel, powder coated
Thickness 1.8mm

BRACKET TYPE 1



Code	Dimension
CS 1121 0017	17-1/8" x 2-7/8" x 1/2"

Material : cold rolled steel, powder coated

BRACKET TYPE 2 (For Wooden Shelf)



Code	Length
CS 1131 0017	14"

Material : cold rolled steel, powder coated
*Each bracket need 2 clamps (CS 1141 0000)


HANG ROD HOOK



Code	Dimension
CS 1211 0000	4" x 3-3/8" x 1-3/8"

Material : Cold rolled steel, powder coated

HANG ROD



Code	Dimension
CS 1222 0024	24-1/2" x Φ 1"
CS 1222 0049	49-1/8" x Φ 1"
CS 1222 0073	73" x Φ 1"

Material : 201 stainless steel

HANG RAIL END CAP



Code	Dimension
CS 1232 0000	4" x 3-3/8" x 1-3/8"

Material : Cold rolled steel, powder coated

WIRE SHELF



Code	Dimension
CS 1311 2416	23-7/8" x 16-1/8"
CS 1311 3616	36" x 16-1/8"
CS 1311 7216	71-3/4" x 16-1/8"

Material : Cold rolled steel, powder coated

WOODEN SHELVES



Code	Dimension
CS 1417 2616	26" x 16-1/8"
CS 1417 3816	38" x 16-1/8"
CS 1417 5016	50" x 16-1/8"
CS 1417 5016	50" x 16-1/8"

Material : particle board finished with laminates

SLIDING SHOE RACK, TYPE 1



Code	Row
CS 1321 0000	2 Rows

Material : iron wire & cold rolled steel
Flat sliding shoe rack (bracket not included)
Out U frame with locking notches downwards


SLIDING SHOE RACK, TYPE 2



Code	Row
CS 1331 0000	3 Rows

Material : iron wire & cold rolled steel
Flat sliding shoe rack, (bracket not included)
Out U frame with locking notches downwards

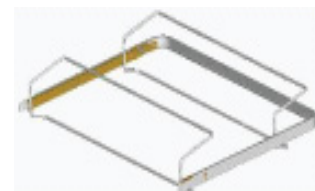
SLIDING SHOE RACK, TYPE 3



Code	Row
CS 1341 0000	3 Rows

Material : iron wire & cold rolled steel
Flat sliding shoe rack, (bracket not included)
Out U frame with locking notches downwards


SLIDING SHOE RACK, TYPE 4



Code	Row
CS 1351 0000	3 Rows

Flat sliding shoe rack
2 row, (bracket not included)
Out U frame with locking notches downwards

SLIDING PIPE SQUARE



Code	Dimension
CS 1511 0000	22-1/2" x 16-3/4" x 1"

Material : Cold rolled steel, powder coated
Out U frame with locking notches downwards

TROUSER HOLDER



Code	Dimension
CS 1361 0000	22-1/2" x 16-3/4" x 1"

Flat sliding shoe rack
3 row, (bracket not included)
Out U frame with locking notches downwards


MESH BASKETS



Code	Dimension
CS 1520 0004	21-1/8" x 16-3/4" x 3-3/8"
CS 1520 0008	21-1/8" x 16-3/4" x 7-3/8"
CS 1520 0012	21-1/8" x 16-3/4" x 11-3/8"

Material : iron wire & cold rolled steel

RUNNER SET




Code	Dimension
CS 1611 0000	21-1/2" x 17-3/8" x 25"

6 Runner 3-Tier Basket Drawer
Material: cold rolled steel
Finish: Powder Coating
Color: white

OVERALL SIZE: W 21-1/2" x D 17-3/8" x H 25"
4pcs Three Runner Frame
4pcs cross beam
8pcs L shape connector
4pcs I shape connector
3pcs Wire basket 21-1/8" x 16-3/4" x 7-3/8"


WIRE BASKETS



Code	Dimension
CS 1531 0004	21-1/8" x 16-3/4" x 3-3/8"
CS 1531 0008	21-1/8" x 16-3/4" x 7-3/8"
CS 1531 0012	21-1/8" x 16-3/4" x 11-3/8"

Material : iron wire & cold rolled steel

WIDGET



Code	Descriptions
CS 1624 0000	plastic locking widget pcs

FIXING HARDWARE

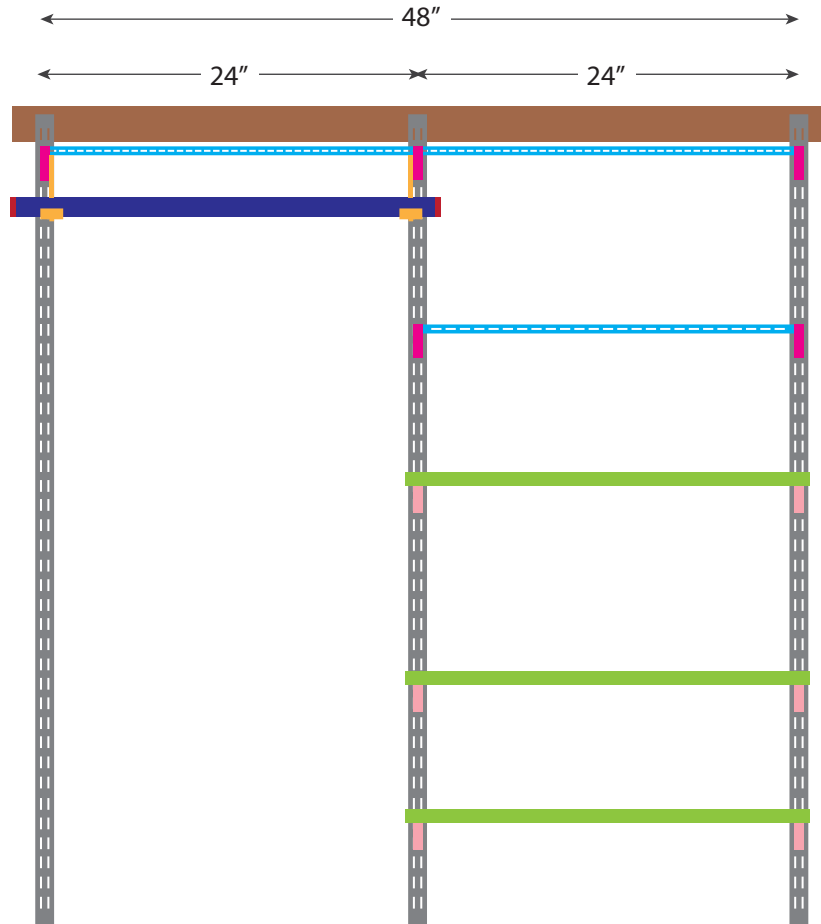


Code	Descriptions
CS 1630 0000	screws and plastic anchors

Create your own closets

alpha Series

Configuration Option 1

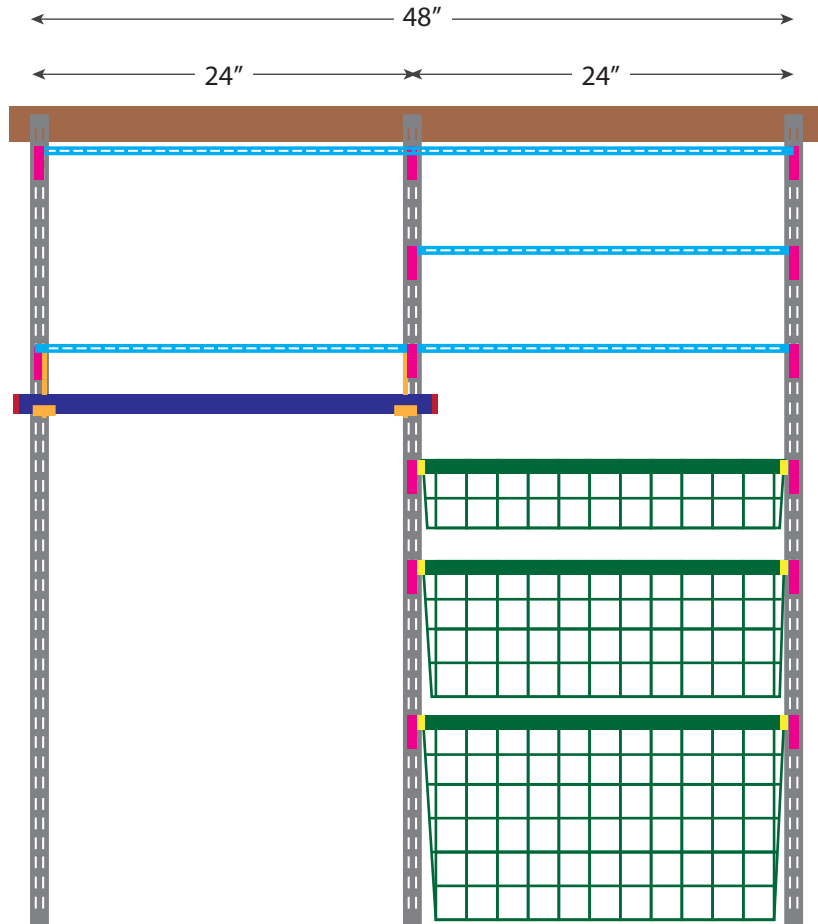


Part	Code	Qty	Unit
Top Mounting Track	CS 1101 0060	1	pcs
Wall Upright	CS 1111 0084	3	pcs
Bracket Type 1	CS 1121 0017	5	pcs
Bracket Type 2	CS 1131 0017	6	pcs
Clamps	CS 1141 0000	12	pcs
Hang Rod Hook	CS 1211 0000	1	pair
Rod	CS 1222 0049	1	pcs
Hang Rail End Cap	CS 1232 0000	1	pair

Part	Code	Qty	Unit
Wire Shelf	CS 1311 2416	3	pcs
Wooden Shelf	CS 1417 2616	3	pcs

alpha Series

Configuration Option 2

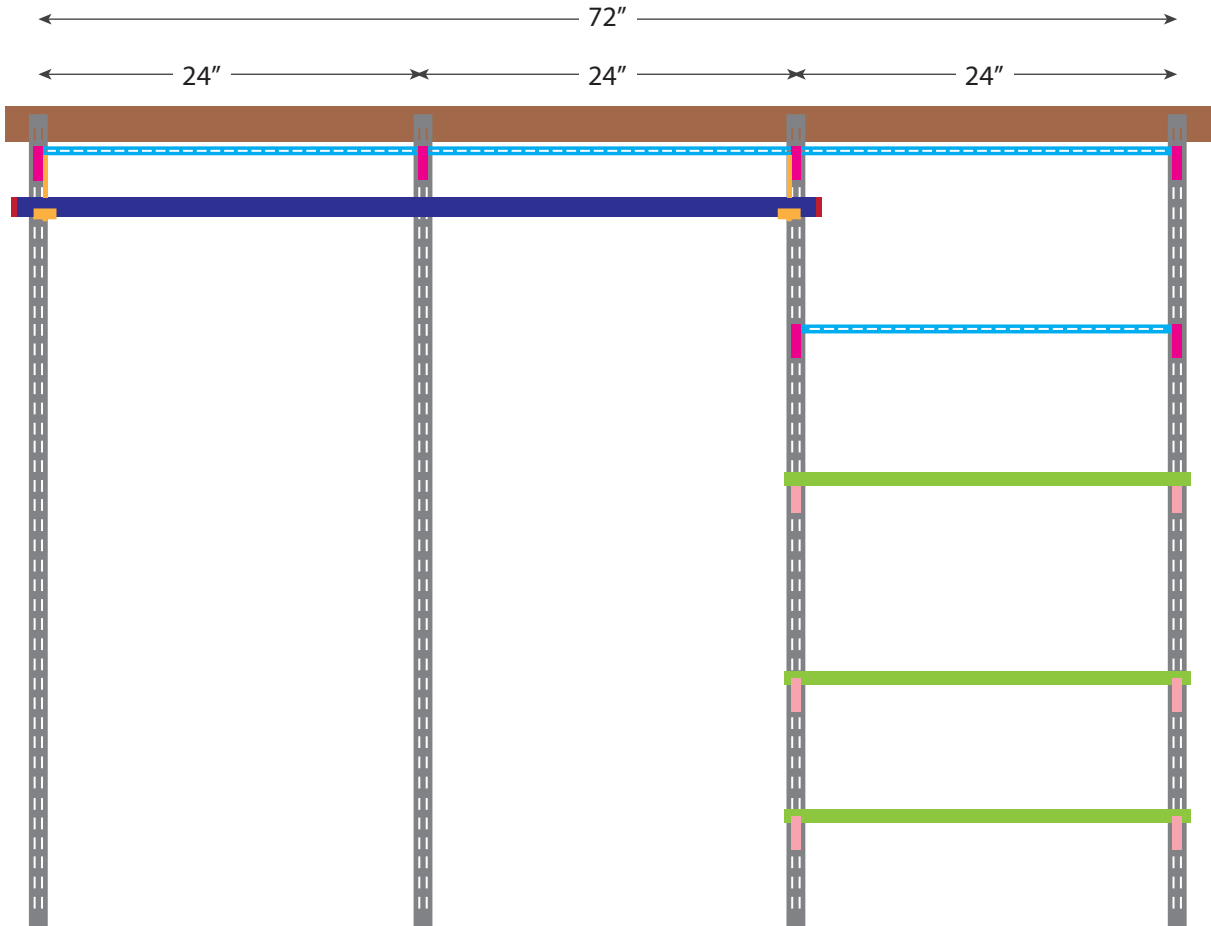


Part	Code	Qty	Unit
Top Mounting Track	CS 1101 0060	1	pcs
Wall Upright	CS 1111 0084	3	pcs
Bracket Type 1	CS 1121 0017	14	pcs
Hang Rod Hook	CS 1211 0000	1	pair
Rod	CS 1222 0024	1	pcs
Hang Rail End Cap	CS 1232 0000	1	pair
Wire Shelf	CS 1311 2416	5	pcs
Square Pipe Sliding Frame	CS 1511 0000	3	pcs

Part	Code	Qty	Unit
Wire Basket	CS 1531 0004	1	pcs
Wire Basket	CS 1531 0008	1	pcs
Wire Basket	CS 1531 0012	1	pcs

alpha Series

Configuration Option 3

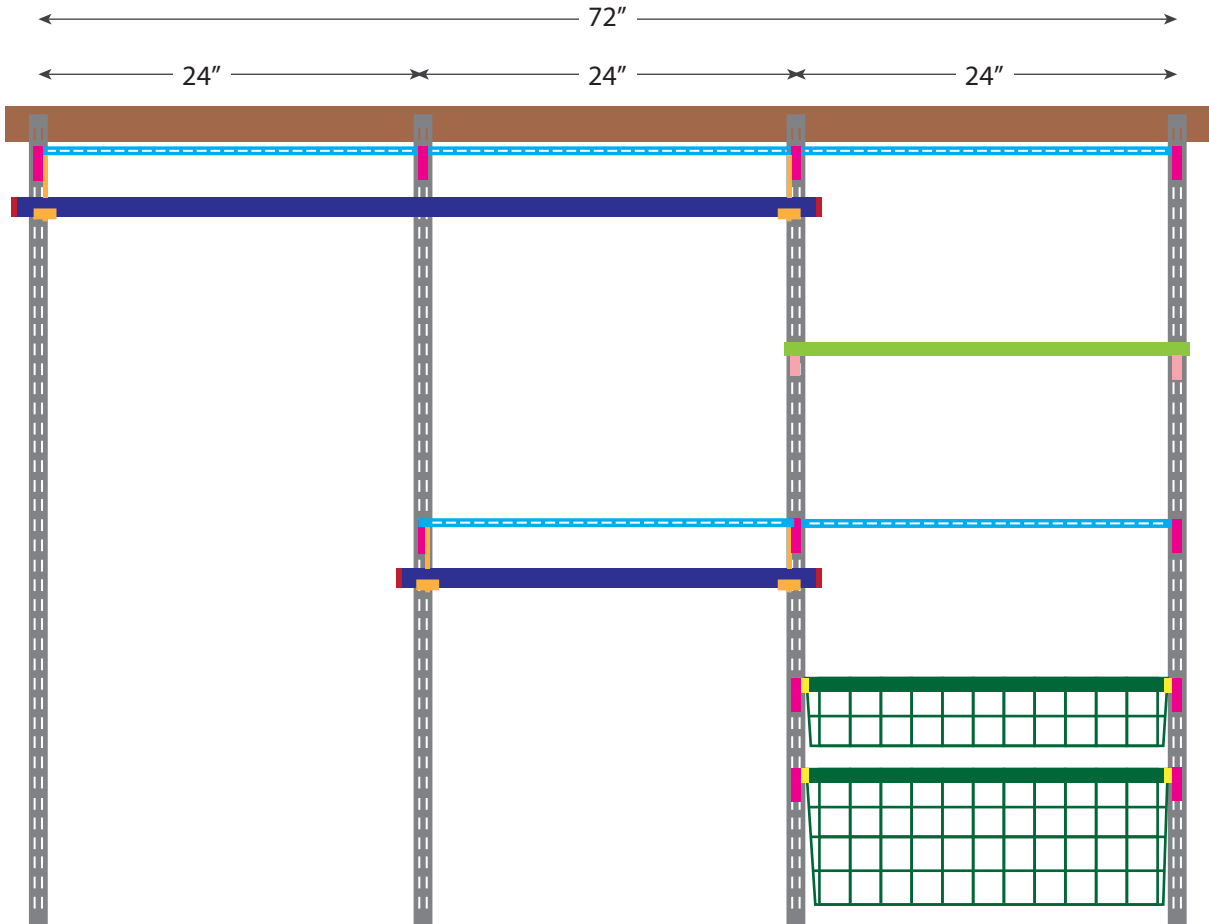


Part	Code	Qty	Unit
Top Mounting Track	CS 1101 0080	1	pcs
Wall Upright	CS 1111 0084	4	pcs
Bracket Type 1	CS 1121 0017	6	pcs
Bracket Type 2	CS 1131 0017	6	pcs
Clamps	CS 1141 0000	12	pcs
Hang Rod Hook	CS 1211 0000	1	pair
Rod	CS 1222 0049	1	pcs
Hang Rail End Cap	CS 1232 0000	1	pair

Part	Code	Qty	Unit
Wire Shelf	CS 1311 2416	4	pcs
Wooden Shelf	CS 1417 2616	3	pcs

alpha Series

Configuration Option 4



Part	Code	Qty	Unit
Top Mounting Track	CS 1101 0080	1	pcs
Wall Upright	CS 1111 0084	4	pcs
Bracket Type 1	CS 1121 0017	11	pcs
Bracket Type 2	CS 1131 0017	2	pcs
Clamps	CS 1141 0000	4	pcs
Hang Rod Hook	CS 1211 0000	2	pair
Rod	CS 1222 0024	1	pcs
Rod	CS 1222 0049	1	pcs

Part	Code	Qty	Unit
Hang Rail End Cap	CS 1232 0000	2	pair
Wire Shelf	CS 1311 2416	5	pcs
Wooden Shelf	CS 1417 2616	1	pcs
Square Pipe Sliding Frame	CS 1511 0000	2	pcs
Wire Basket	CS 1531 0004	1	pcs
Wire Basket	CS 1531 0008	1	pcs

alpha Series

Configuration Option 5

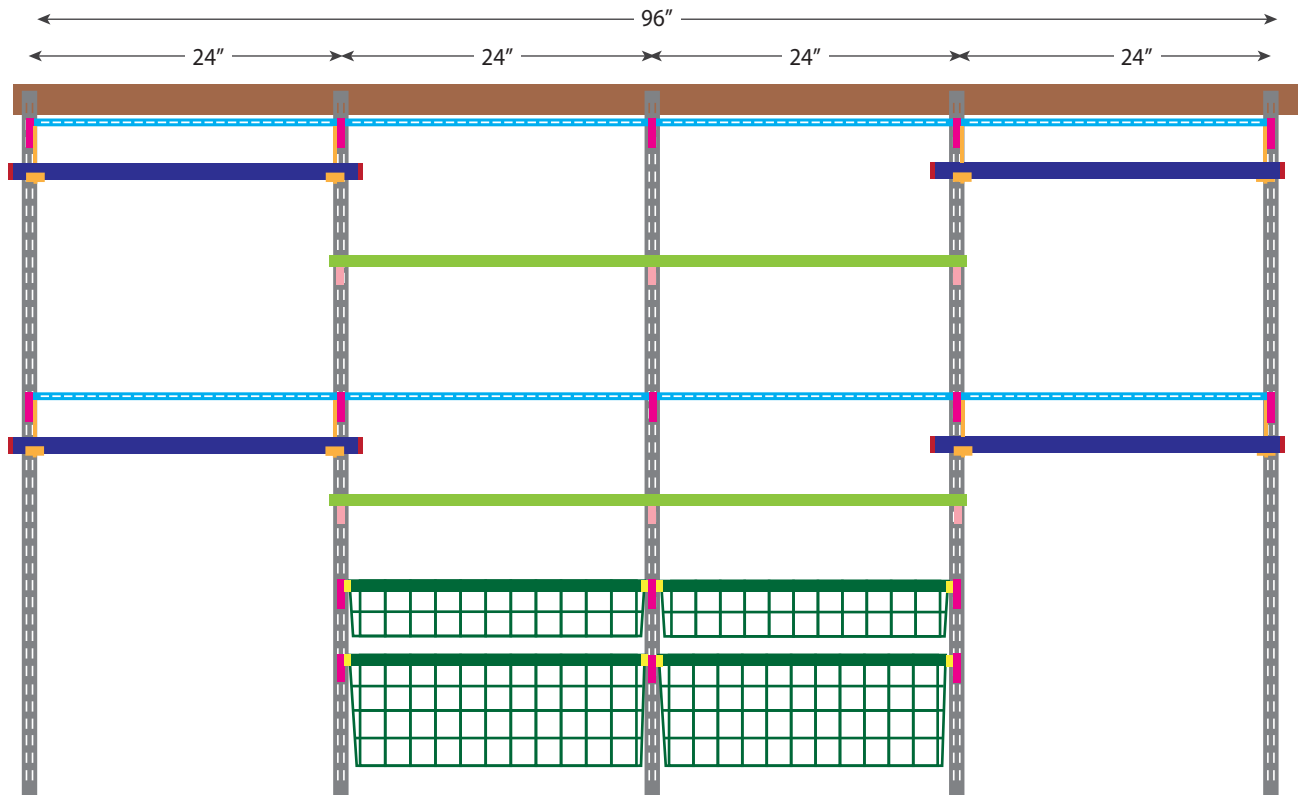


Part	Code	Qty	Unit
Top Mounting Track	CS 1101 0060	1	pcs
Top Mounting Track	CS 1101 0080	1	pcs
Wall Upright	CS 1111 0084	4	pcs
Bracket Type 1	CS 1121 0017	14	pcs
Bracket Type 2	CS 1131 0017	8	pcs
Clamps	CS 1141 0000	16	pcs
Hang Rod Hook	CS 1211 0000	1	pair
Rod	CS 1222 0049	1	pcs

Part	Code	Qty	Unit
Hang Rail End Cap	CS 1232 0000	1	pair
Wire Shelf	CS 1311 2416	2	pcs
Wire Shelf	CS 1311 3616	4	pcs
Wooden Shelf	CS 1417 3816	4	pcs
Square Pipe Sliding Frame	CS 1511 0000	3	pcs
Mesh Basket	CS 1520 0004	1	pcs
Mesh Basket	CS 1520 0008	1	pcs
Mesh Basket	CS 1520 0012	1	pcs

alpha Series

Configuration Option 6

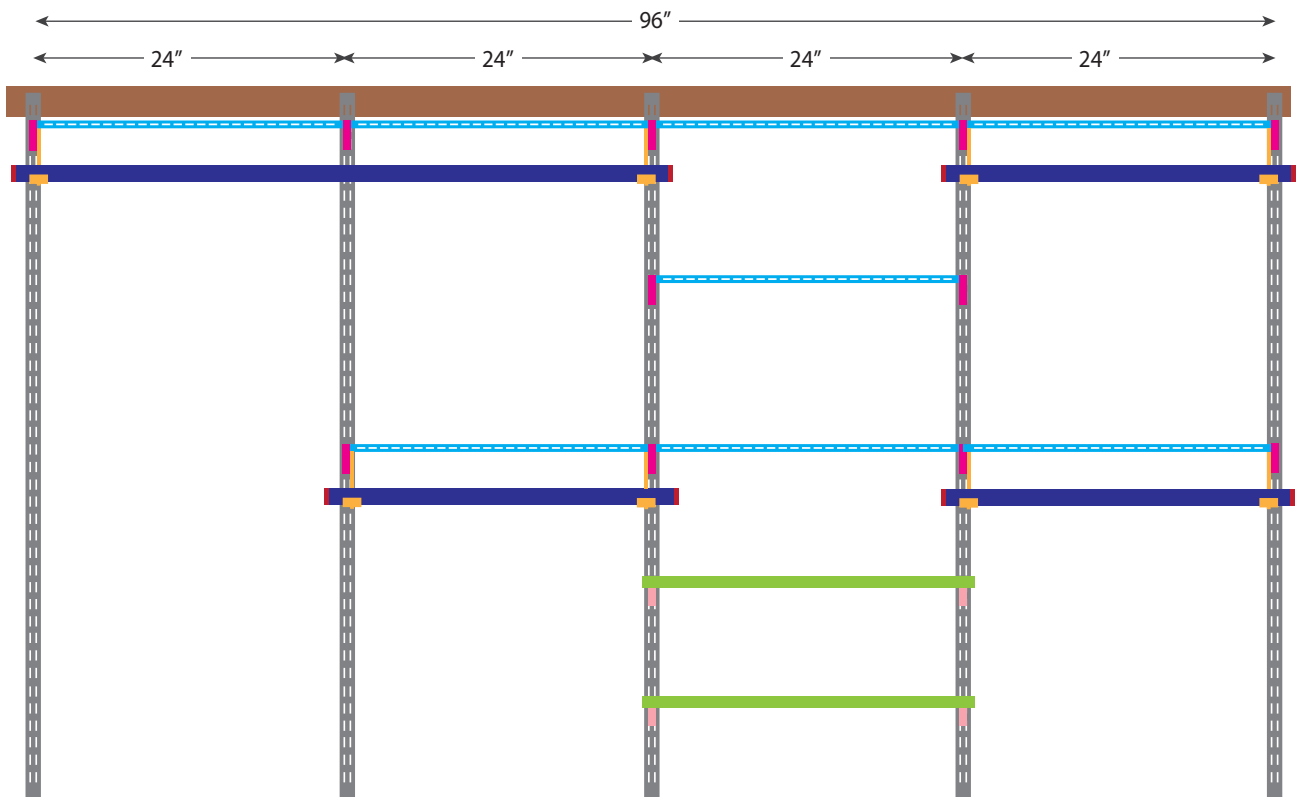


Part	Code	Qty	Unit
Top Mounting Track	CS 1101 0060	2	pcs
Wall Upright	CS 1111 0084	5	pcs
Bracket Type 1	CS 1121 0017	16	pcs
Bracket Type 2	CS 1131 0017	6	pcs
Clamps	CS 1141 0000	12	pcs
Hang Rod Hook	CS 1211 0000	4	pair
Rod	CS 1222 0024	4	pcs
Hang Rail End Cap	CS 1232 0000	4	pair

Part	Code	Qty	Unit
Wire Shelf	CS 1311 2416	8	pcs
Wooden Shelf	CS 1417 5016	2	pcs
Square Pipe Sliding Frame	CS 1511 0000	4	pcs
Wire Basket	CS 1531 0004	2	pcs
Wire Basket	CS 1531 0008	2	pcs

alpha Series

Configuration Option 7



Part	Code	Qty	Unit
Top Mounting Track	CS 1101 0060	2	pcs
Wall Upright	CS 1111 0084	5	pcs
Bracket Type 1	CS 1121 0017	11	pcs
Bracket Type 2	CS 1131 0017	4	pcs
Clamps	CS 1141 0000	8	pcs
Hang Rod Hook	CS 1211 0000	4	pair
Rod	CS 1222 0024	3	pcs
Rod	CS 1222 0049	1	pcs

Part	Code	Qty	Unit
Hang Rail End Cap	CS 1232 0000	4	pair
Wire Shelf	CS 1311 2416	8	pcs
Wooden Shelf	CS 1417 2616	2	pcs

alpha Series

Configuration Option 8

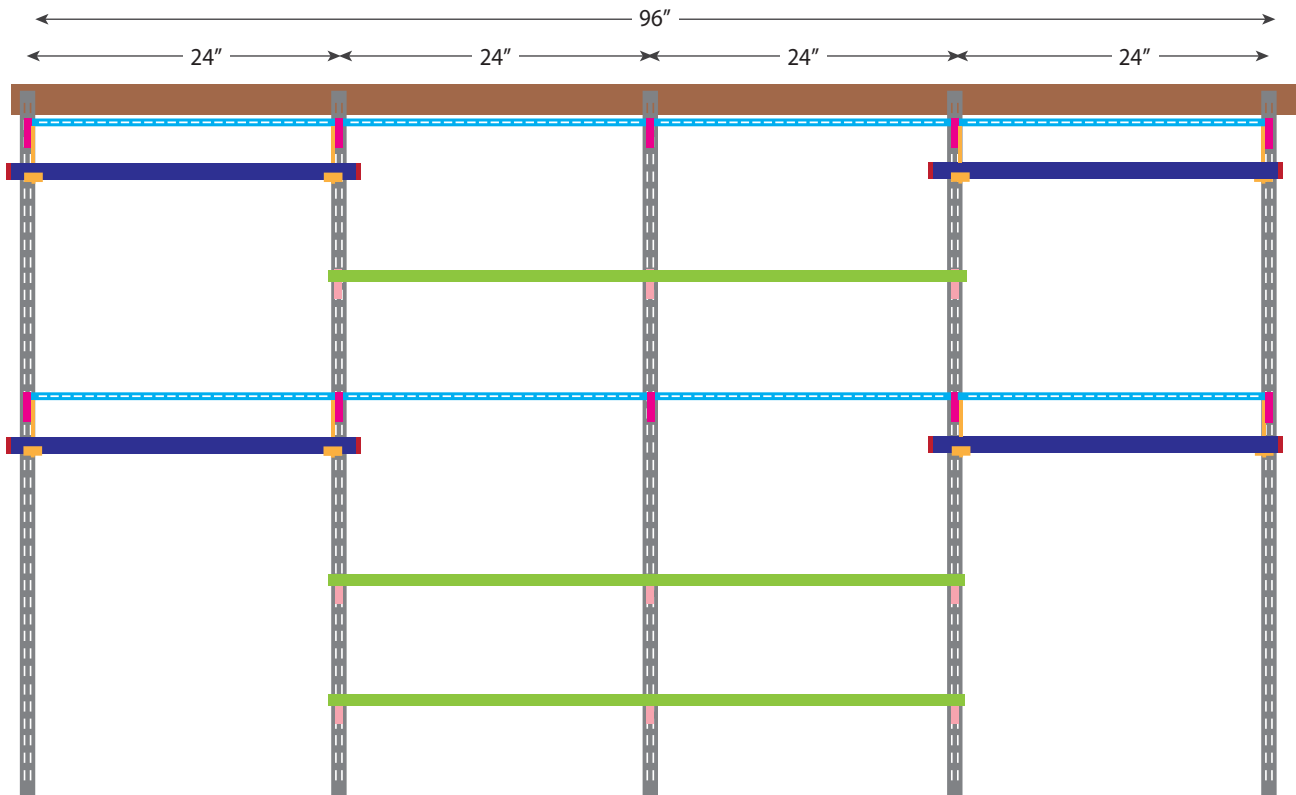


Part	Code	Qty	Unit
Top Mounting Track	CS 1101 0060	2	pcs
Wall Upright	CS 1111 0084	5	pcs
Bracket Type 1	CS 1121 0017	9	pcs
Bracket Type 2	CS 1131 0017	7	pcs
Clamps	CS 1141 0000	14	pcs
Hang Rod Hook	CS 1211 0000	4	pair
Rod	CS 1222 0024	3	pcs
Rod	CS 1222 0049	1	pcs

Part	Code	Qty	Unit
Hang Rail End Cap	CS 1232 0000	4	pair
Wire Shelf	CS 1311 2416	7	pcs
Wooden Shelf	CS 1417 2616	2	pcs
Wooden Shelf	CS 1417 5016	1	pcs

alpha Series

Configuration Option 9

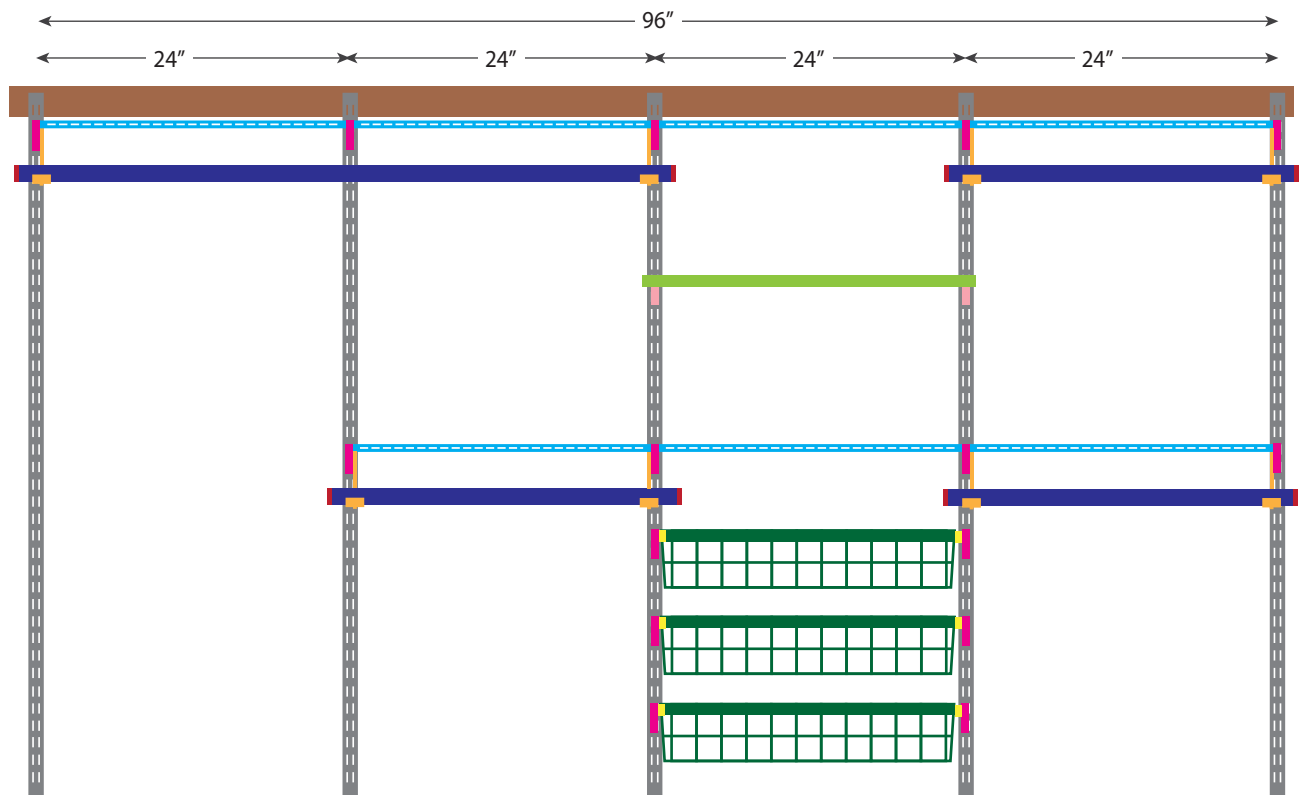


Part	Code	Qty	Unit
Top Mounting Track	CS 1101 0060	2	pcs
Wall Upright	CS 1111 0084	5	pcs
Bracket Type 1	CS 1121 0017	10	pcs
Bracket Type 2	CS 1131 0017	9	pcs
Clamps	CS 1141 0000	18	pcs
Hang Rod Hook	CS 1211 0000	4	pair
Rod	CS 1222 0024	4	pcs
Hang Rail End Cap	CS 1232 0000	4	pair

Part	Code	Qty	Unit
Wire Shelf	CS 1311 2416	8	pcs
Wooden Shelf	CS 1417 5016	3	pcs

alpha Series

Configuration Option 10



Part	Code	Qty	Unit
Top Mounting Track	CS 1101 0060	2	pcs
Wall Upright	CS 1111 0084	5	pcs
Bracket Type 1	CS 1121 0017	15	pcs
Bracket Type 2	CS 1131 0017	2	pcs
Clamps	CS 1141 0000	4	pcs
Hang Rod Hook	CS 1211 0000	4	pair
Rod	CS 1222 0024	3	pcs
Rod	CS 1222 0049	1	pcs

Part	Code	Qty	Unit
Hang Rail End Cap	CS 1232 0000	4	pair
Wire Shelf	CS 1311 2416	7	pcs
Wooden Shelf	CS 1417 2616	1	pcs
Square Pipe Sliding Frame	CS 1511 0000	3	pcs
Wire Basket	CS 1531 0004	3	pcs



loba

Series

TALL CABINET MODULE



TALL CABINET - SHELF TOWER
TW 1XYY 1484

Door QTY (X)	0 = openshelf, 1 = 1 door (width 18"), 2 = 2 doors
Width (YY)	18", 24", 30", 36"
Depth	14"
Height	84"

*5 shelves,(4 adjustable shelves,
1 fixed shelves)



TALL CABINET - SHELF TOWER
WITH 2 DRAWER
TW 2XYY 1484

Door QTY (X)	0 = openshelf, 1 = 1 door (width 18"), 2 = 2 doors
Width (YY)	18", 24", 30", 36"
Depth	14"
Height	84"

* Drawer Height : 8" (each drawer)



TALL CABINET - SHELF TOWER
WITH 4 DRAWER
TW 3XYY 1484

Door QTY (X)	0 = openshelf, 1 = 1 door (width 18"), 2 = 2 doors
Width (YY)	18", 24", 30", 36"
Depth	14"
Height	84"


* With 3 drawers (height 8") and 1 drawer (height 12")



TALL CABINET - SHOE SHELF TOWER
TW 4XYY 1484

Door QTY (X)	0 = openshelf, 1 = 1 door (width 18"), 2 = 2 doors
Width (YY)	18", 24", 30", 36"
Depth	14"
Height	84"

*12 shelves,(11 adjustable shelves, 1 fixed shelves)



TALL CORNER
TC 1072 1484

Door QTY	0 = openshelf,
Width	72" (36" + 36")
Depth	14"
Height	84"

* 5 fixed shelves




TALL HANGING CABINET
TH 1XYY 1465

Door QTY (X)	0 = openshelf, 1 = 1 door (width 18"), 2 = 2 doors
Width (YY)	18", 24", 30", 36"
Depth	14"
Height	65"

* 5 shelves,(4 adjustable shelves,
1 fixed shelves)

WALL MOUNTING CABINET & BOTTOM CABINET



DOUBLE HANGING UNIT
DH 10YY 1448


Door QTY (0)	0 = openshelf,
Width (YY)	18", 24", 30", 36"
Depth	14"
Height	48"
Number of Rod	2

*With 1 fix shelve



SHELF AND ROD KIT
SR 1XYY 1411

Width (YY)	18", 24", 30", 36"
Depth	14"
Height	11"



SHORT SHOE ORGANIZER
SC 1XYY 1418

Door QTY (X)	0 = openshelf, 1 = 1 door (width 18"), 2 = 2 doors
Width (YY)	18", 24", 30", 36"
Depth	14"
Height	18"



SINGLE HANGING CABINET
SH 1XYY 1418

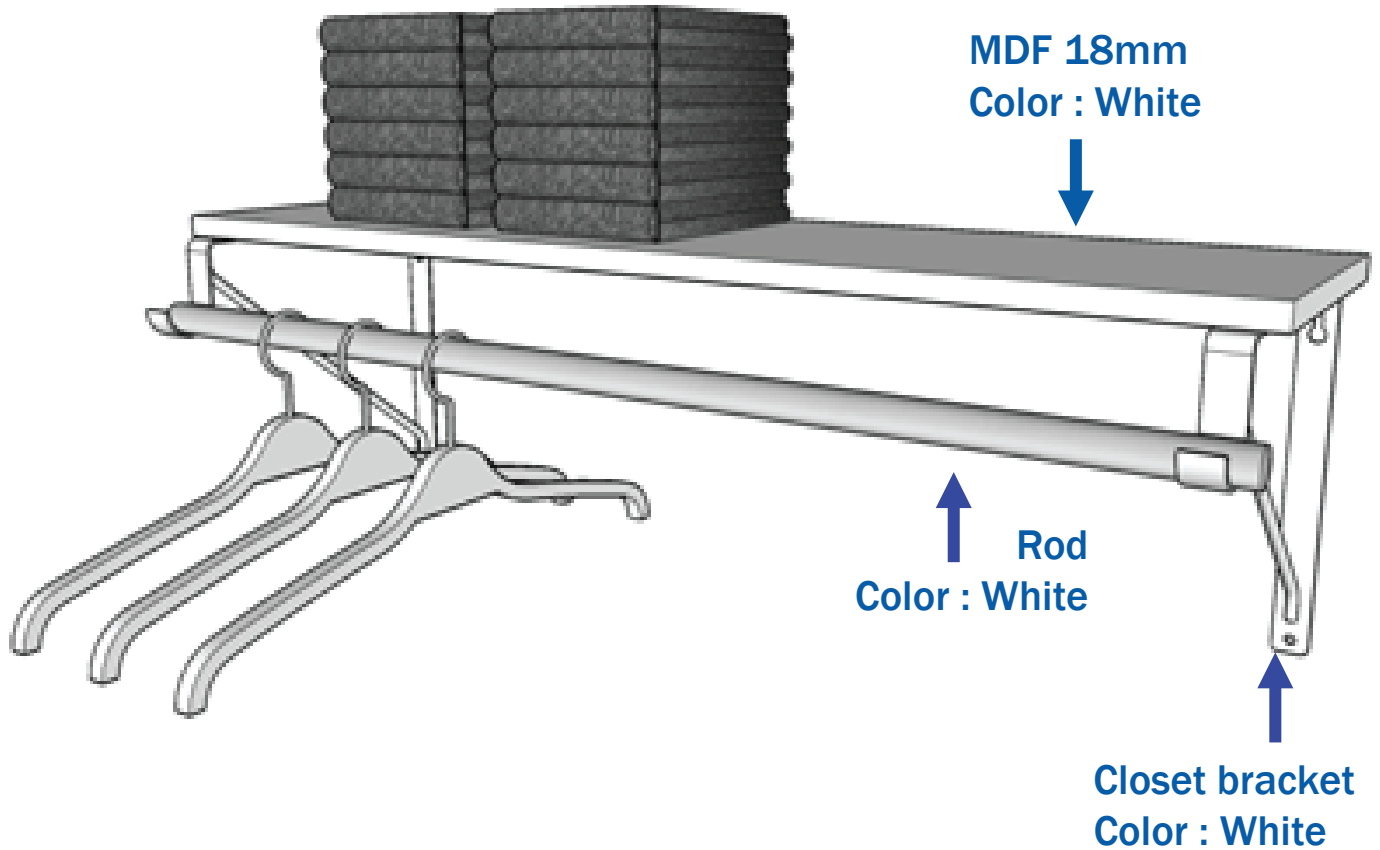
Door QTY (X)	0 = openshelf, 1 = 1 door (width 18"), 2 = 2 doors
Width (YY)	18", 24", 30", 36"
Depth	14"
Height	18"
Number of Rod	1

*With 1 fix shelve

Modular
closets

easiest way to get new closets

CLOSET BRACKET



AVAILABLE CONFIGURATION

LINIER CONFIGURATION



LETTER L CONFIGURATION



Closet Bracket

Size : 10-5/8" x 10-5/8"

www.AsteraClosets.com

Is committed to providing superior customer service and top quality products at all times.
Contact us today to order any of our products, to order a catalog, or to learn more about
what the Astera Closets products can do for you.



4262 Communications Drive
Norcross, GA 30093, USA
Email : sales@asteraclosets.com



88 Konrad Crescent #2
Markham, ON L3R 8T7, Canada
Email : sales@asteraclosets.com



Jl. Sunset Road No.85 X,
Seminyak, Kec. Kuta, Kab. Badung
Bali 80361
Email : sales@homestyle.co.id



Division of YOUNG CORPORATION